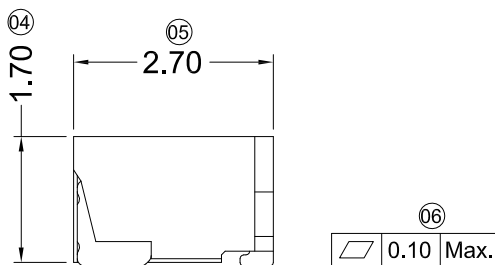
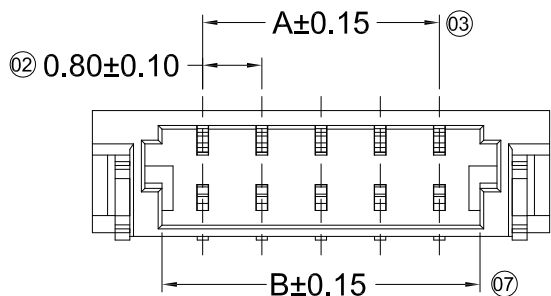


3D View

Specification

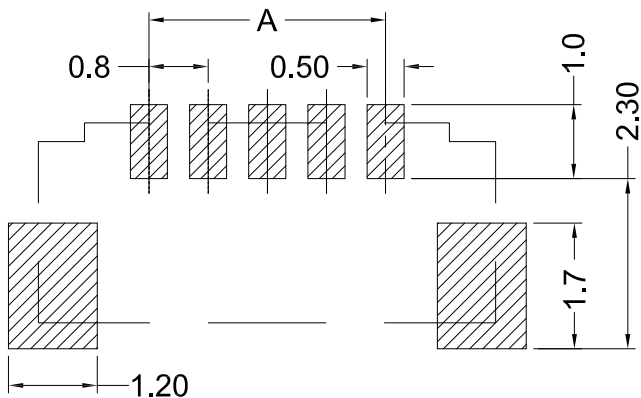
- Voltage Rating : 30V AC/DC
- Current Rating : 0.5A AC/DC
- Withstanding Voltage : 200V AC /minute
- Insulation Resistance : ≥100MΩ min
- Temperature Range : -40°C to + 105°C
- Contact Resistance : ≤20mΩ
- After Environmental Testing: ≤40mΩ
- Suitable Wire/Cable:AWG #28 to #30,OD:0.8mm max



Ordering Information

A0800 W R -S - XX X - XX XX XX
 1 2 3 4 5 6 7 8 9

- 1.A0801:Series No.
- 2.Category:W-Wafer
- 3.Soldering PCB Angle:R-Right angle/90°
- 4.Soldering method:S-SMD/SMT, Surface Mount Technology
- 5.Number of rows&pins:XX
- 6.Plug the pin & Special No.:Blank-Ordinary
- 7.Material(Insulators):LP-LCP,UL94V-0 ; 4T-PA4T,94V-0
- 8.Color:Blank-Natural;BK-Black
- 9.Environmental protection Standard:Blank-Ordinary
RoHS;HF-Halogen Free
- 10.Material(Pin):PB-Phosphor Bronze
- 11.Plating :SN-Bright Tin Plated;SM-Matte Tin Plated;AU-Gold flash;AU3-Gold 3U"
- 12.Package:Blank-Tape&Reel,SPQ:3.5K/reel preferred



Recommended P.C.B Layout
 General Tolerance±0.05

Poles	Dimensions(mm)			Poles	Dimensions(mm)		
	A	B	C		A	B	C
02	0.80	1.90	3.78	12	8.80	9.90	11.78
03	1.60	2.70	4.58	13	9.60	10.70	12.58
04	2.40	3.50	5.38	14	10.40	11.50	13.38
05	3.20	4.30	6.18	15	11.20	12.30	14.18
06	4.00	5.10	6.98	16	12.00	13.10	14.98
07	4.80	5.90	7.78	17	12.80	13.90	15.78
08	5.60	6.70	8.58	18	13.60	14.70	16.58
09	6.40	7.50	9.38	19	14.40	15.50	17.38
10	7.20	8.30	10.18	20	15.20	16.30	18.18
11	8.00	9.10	10.98				

UNITS	mm
MAT'L	
FINISH	
Q'TY	PCS

QWYCONN 深圳市启威源电子有限公司
 SHENZHEN QIWEIYUAN ELECTRONIC CO.,LTD.

PART NO.(INTENDED USE)
A0800WR-S-XX

TITLE:
0.5mm FPC (A 型)立贴式正脚

APPD:

CHKD:

DR: HU 2016.09.28

DWG NO.:
A0800WR-S-XX-LPHF-PBXX

SCALE	SHEET	REV.
1/1	1/1	A

X.± 0.3	X°± 5°
.X± 0.25	.X°± 2°
.XX± 0.20	.XX°± 1°
.XXX± 0.10	.XXX°± 0.5°