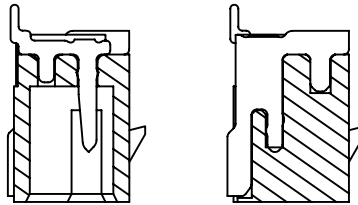
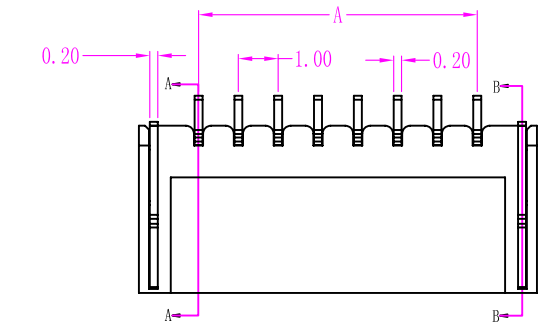
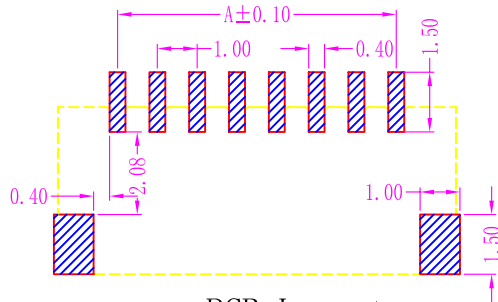
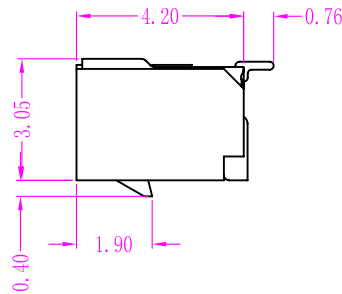
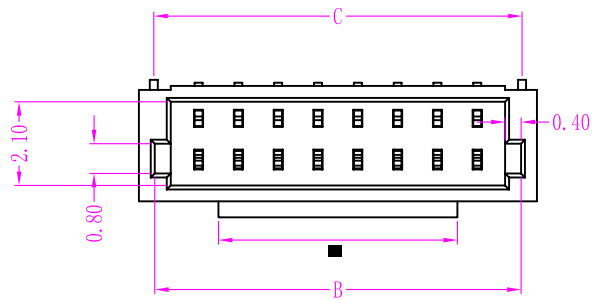


PITCH 1.0mm BAR TO BAR CONNECTOR



剖面 A-A

剖面 B-B



PCB Layout

性能:

- 额定电流: 0.5A
- 额定电压: 50V
- 耐电压: 500V
- 接触电阻: $\leq 30m\Omega$
- 绝缘电阻: $500M\Omega$
- 工作温度: $-20^{\circ}C \sim +85^{\circ}C$

- 塑件 (材质): LCP, UL94V-0
- 插簧 (材质): 磷青铜, 镀锡/镀金
- 焊片 (材质): 磷青铜, 镀锡/镀金

注:

- “X”处尺寸为
- 2Pin~4Pin: (n+1)mm;
- 5Pin~10Pin: 6.00mm;
- n>10Pin: 8.00mm.

孔位	A	B	C	D
2	1	3.2	3.25	4
3	2	4.2	4.25	5
4	3	5.2	5.25	6
5	4	6.2	6.25	7
6	5	7.2	7.25	8
7	6	8.2	8.25	9
8	7	9.2	9.25	10
9	8	10.2	10.25	11
10	9	11.2	11.25	12
11	10	12.2	12.25	13
12	11	13.2	13.25	14
13	12	14.2	14.25	15
14	13	15.2	15.25	16
15	14	16.2	16.25	17
16	15	17.2	17.25	18
17	16	18.2	18.25	19
18	17	19.2	19.25	20
19	18	20.2	20.25	21
20	19	21.2	21.25	22
21	20	22.2	22.25	23
22	21	23.2	23.25	24
23	22	24.2	24.25	25
24	23	25.2	25.25	26
25	24	26.2	26.25	27
26	25	27.2	27.25	28
27	26	28.2	28.25	29
28	27	29.2	29.25	30
29	28	30.2	30.25	31
30	29	31.2	31.25	32

UNITS
mm

MAT'L

FINISH

Q'TY

QWYCONN 深圳市启威源电子有限公司
SHENZHEN QIWEIYUAN ELECTRONIC CO., LTD.

PART NO.(INTENDED USE)
1.0-QT-nPWB

APPD:

CHKD:

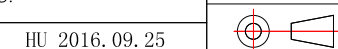
DR:

TITLE:
1.0mm (Q型)条形连接器(卧式)

DWG NO.:
100N02-PWB0000000

SCALE	SHEET	REV.
1/1	1/1	A

X.± 0.3	X°.± 5°
.X± 0.25	.X°.± 2°
.XX± 0.20	.XX°.± 1°
.XXX± 0.10	.XXX°.± 0.5°



HU 2016.09.25