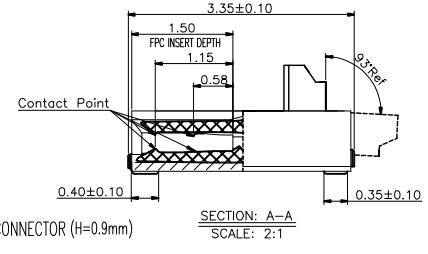
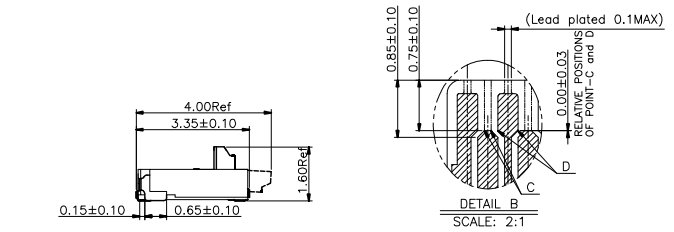
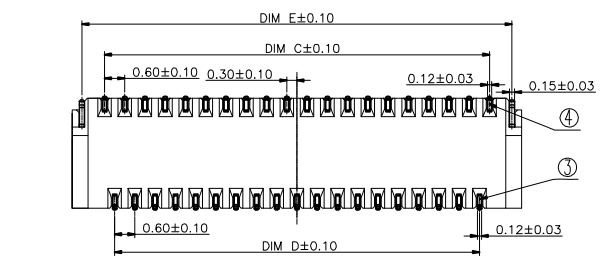
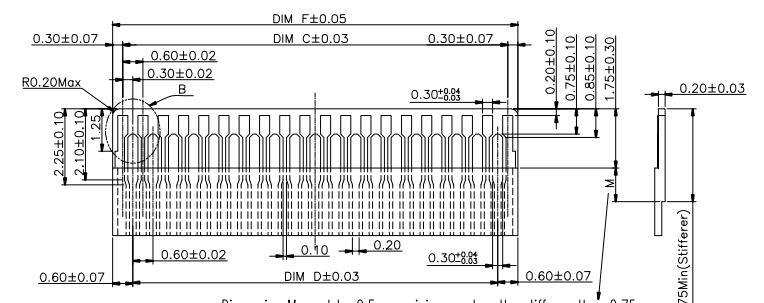
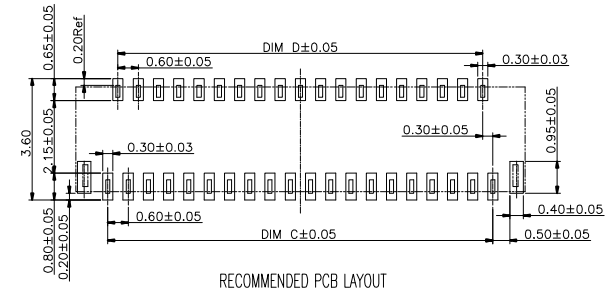
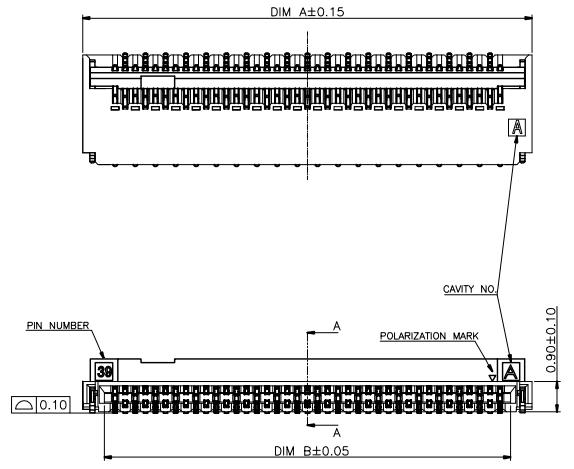


MARK	DATE	DESCRIPTION	DESIGN
Ⓔ	2016.03.14	CHANGE PART NUMBER	
Ⓕ	2016.04.16	ADD PERFORMANCE	
Ⓖ	2017.06.12	Change Plating Note	

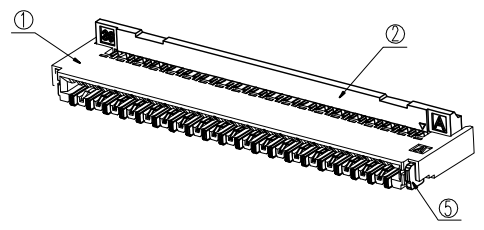


Dimension M must be 0.5mm minimum when the stiffener than 2.75mm
RECOMMENDED FPC

Pin No.	P/N	DIM A	DIM B	DIM C	DIM D	DIM E	DIM F
9	8.03A0.009200	4.30	3.03	2.40	1.80	3.73	3.00
11	8.03A0.011200	4.90	3.63	3.00	2.40	4.33	3.60
13	8.03A0.013200	5.50	4.23	3.60	3.00	4.93	4.20
15	8.03A0.015200	6.10	4.83	4.20	3.60	5.53	4.80
17	8.03A0.017200	6.70	5.43	4.80	4.20	6.13	5.40
19	8.03A0.019200	7.30	6.03	5.40	4.80	6.73	6.00
21	8.03A0.021200	7.90	6.63	6.00	5.40	7.33	6.60
23	8.03A0.023200	8.50	7.23	6.60	6.00	7.93	7.20
25	8.03A0.025200	9.10	7.83	7.20	6.60	8.53	7.80
27	8.03A0.027200	9.70	8.43	7.80	7.20	9.13	8.40
31	8.03A0.031200	10.90	9.63	9.00	8.40	10.33	9.60
33	8.03A0.033200	11.50	10.23	9.60	9.00	10.93	10.20
35	8.03A0.035200	12.10	10.83	10.20	9.60	11.53	10.80
37	8.03A0.037200	12.70	11.43	10.80	10.20	12.13	11.40
39	8.03A0.039200	13.30	12.03	11.40	10.80	12.73	12.00
41	8.03A0.041200	13.90	12.63	12.00	11.40	13.33	12.60
45	8.03A0.045200	15.10	13.83	13.20	12.60	14.53	13.80
49	8.03A0.049200	16.30	15.03	14.40	13.80	15.73	15.00
51	8.03A0.051200	16.90	15.63	15.00	14.40	16.33	15.60
57	8.03A0.057200	18.70	17.43	16.80	16.20	18.13	17.40
61	8.03A0.061200	19.90	18.63	18.00	17.40	19.33	18.60

- FPC NOT MATING CONDITION BANNED CLOSURE
- PART NO. LEGEND:
8.03A0 . *** 2 0 0
① ② ③ ④ ⑤
- SERIES NAME: 8.03A0=0.3MM FFC/FPC DUAL CONTACT SIDE CONNECTOR (H=0.9mm)
- CONTACT PIN NUMBER: ***=CONTACT PIN NUMBER
- CONTACT AREA PLATING SPEC: GOLD PLATING: 2=1~3u", 3=5u", 4=10u", 5=15u"
SOLDER AREA PLATING SPEC: GOLD PLATING: 2=1~3u", 3=5u", 4=10u", 5=15u"
- UNSPECIFIED: 0=NONSENSE
- UNSPECIFIED: 0=NONSENSE

- PERFORMANCE:
- CURRENT RATING: 0.2A/PIN.
- VOLTAGE RATING: 30V (AC/DC).
- CONTACT RESISTANCE: INITIAL VALUE 100mOHM Max,
- INSULATION RESISTANCE: 50MOHM Min.
- DIELECTRIC WITHSTANDING VOLTAGE: 100V AC FOR 1MINUTE;
- DURABILITY: 20 TIMES Min.
- OPERATING TEMPERATURE:
OPERATING HUMIDITY RANGE: 20% TO 85%



5	STATOR	PHOSPHOR BRONZE		2
4	TERMINAL II	PHOSPHOR BRONZE		POSITIONS
3	TERMINAL I	PHOSPHOR BRONZE		POSITIONS
2	COVER	THERMOPLASTIC UL94V-0	BLACK	1
1	HOUSING	THERMOPLASTIC UL94V-0	NATURAL	1
NO.	COMPONENTS	MATERIALS	FINISH/COLOR SPECIFICATION	QUANTITY

UNITS mm

MAT'L

FINISH

Q'TY

DR: HU 2016.09.25

QWYCONN 深圳市启威源电子有限公司
SHENZHEN QIWEIYUAN ELECTRONIC CO., LTD.

PART NO. (INTENDED USE)
0310-GX-nPW3

TITLE:
0.3mm FFC/FPC DUAL CONTACT SIDE CONNECTOR (H=0.9mm)

APPD:

CHKD:

DWG NO.: 8.03A0.***200

SCALE	SHEET	REV.
1/1	1/1	A

X ± 0.3	X° ± 5°
.X ± 0.25	.X° ± 2°
.XX ± 0.20	.XX° ± 1°
.XXX ± 0.10	.XXX° ± 0.5°